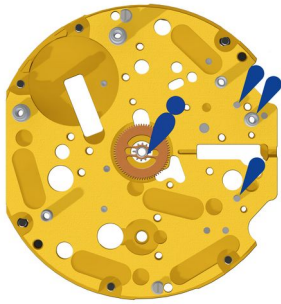



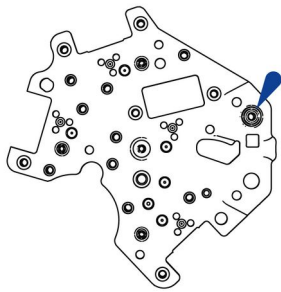





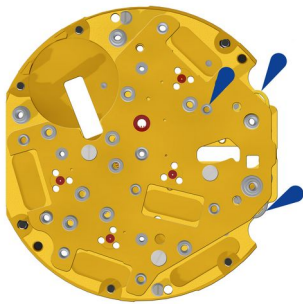
# TECHNICAL INSTRUCTION TI\_3540.D








- |   |   |   |                           |
|---|---|---|---------------------------|
| 1 |  | 2000.703.G                                      | Main plate                |
| 2 |  | 3305.357.CO                                     | Cannon pinion (Aig.)      |
| 3 |  | 8200 / J124<br>1x Jismaa 124<br>3x Moebius 8200 | Moebius 8200 / Jismaa 124 |

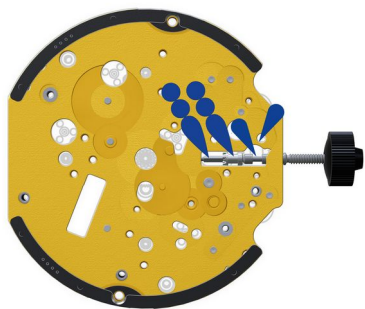









- |   |  |          |   |
|---|--|----------|---|
| 4 |   | 3406.030 | Push jumper B<br>Put the grey jumper between the two pillars.         |
| 5 |   | 3406.038 | Pusher jumper A<br>Put the yellow jumper between the two pillars.     |
| 6 |  | 8200     | Moebius 8200<br>Lubricate the following spare part before assembling. |








- |    |   |             |               |
|----|---|-------------|---------------|
| 7  |  | 2030.034.CO | Center bridge |
| 8  |  | 4000.250    | Screw         |
| 9  |  | 4000.250    | Screw         |
| 10 |  | 4000.250    | Screw         |
| 11 |  | 8200        | Moebius 8200  |

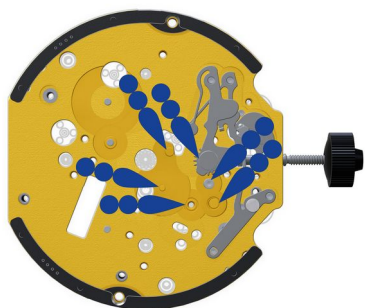
# TECHNICAL INSTRUCTION TI\_3540.D






12		3016.030	Stop lever
13		4000.305	Screw
14		3601.140.G	Lateral bridle
15		4000.250	Screw
16		3000.205.CO	Working stem (dual)
17		3001.066.FI	Sliding pinion
18		8200 / 9020 2x Moebius 9020 2x Moebius 8200	Moebius 8200 / Moebius 9020









19		3017.061.CO	Setting lever
20		3905.078	Setting lever jumper
21		4000.304	Screw
22		8200	Moebius 8200

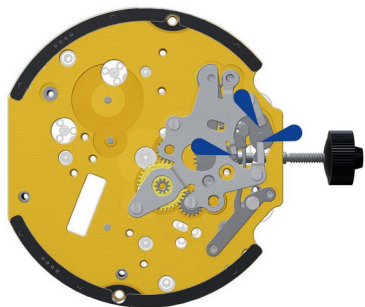









23		3015.092	Yoke
24		3015.093.CO	Setting wheel yoke
25		9020	Moebius 9020

# TECHNICAL INSTRUCTION TI\_3540.D

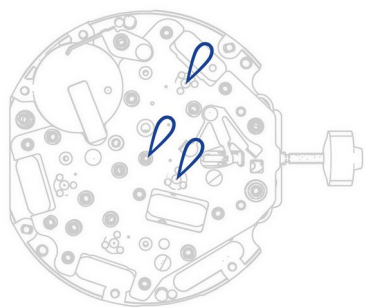


26		3004.200	Corrector setting wheel
27		3004.200	Corrector setting wheel
28		3004.234.TA	Date corrector setting wheel
29		3007.090.CO	Minute wheel
30		3004.233	Intermediate setting wheel



31		2130.215	Setting mechanism cover
32		4000.336	Screw
33		4000.336	Screw
34		4000.336	Screw
35		4000.336	Screw
36		4000.336	Screw
37		8200	Moebius 8200

# TECHNICAL INSTRUCTION TI\_3540.D

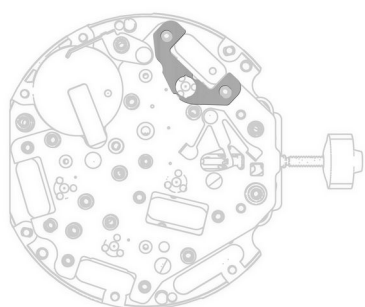


38



9014

Moebius 9014



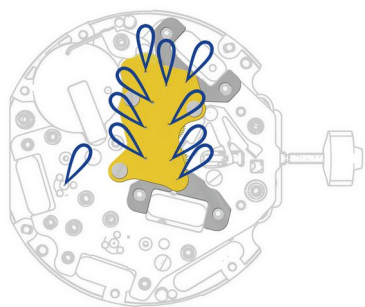
39



3622.057

Stator

Mark 1 / 2 on stator.



40



3622.057

Stator

Mark 1 / 2 on stator.

41



3715.124.RK

Rotor


42



3715.124.RK

Rotor

43



3147.079.CO

Intermediate wheel

44



3136.199.CO

Chronograph wheel (Aig.)

45



3136.198.CO

Second wheel (Aig.)


46



3004.229

Second intermediate wheel

47




3136.197.CO


Small second wheel (Aig.)


# TECHNICAL INSTRUCTION TI\_3540.D


48  3147.079.CO Intermediate wheel

49  3122.069.CO Third wheel

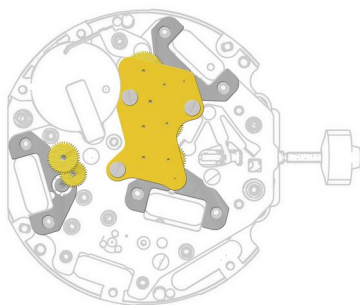
50  2020.199.G Train wheel bridge


51  4000.282 Screw


52  4000.282 Screw


53  4000.282 Screw

54  9014 Moebius 9014

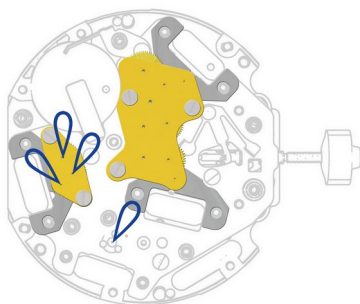


55  3622.059 Stator  
Mark 4 on stator.


56  3715.125.RK Rotor


57  3147.080.CO Intermediate wheel

58  3402.046.CO Minute-counting wheel



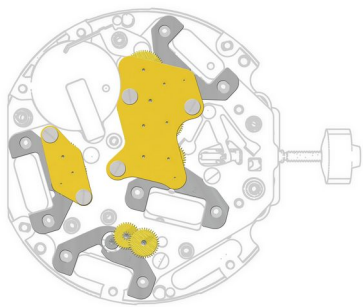
59  2020.203.G Counter train wheel bridge





60  4000.282 Screw

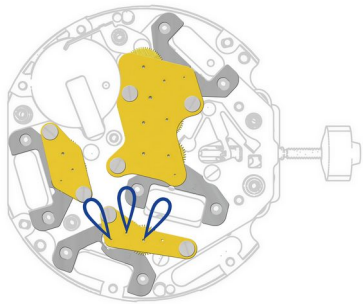
61  4000.282 Screw





62  9014 Moebius 9014

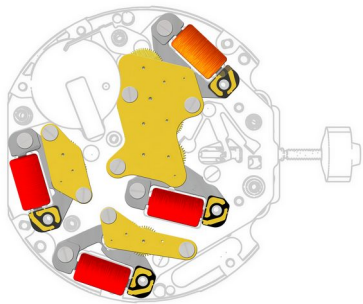
# TECHNICAL INSTRUCTION TI\_3540.D



- 63  3622.058 Stator  
Mark 3 on stator.
- 64  3715.125.RK Rotor
- 65  3147.081.CO Intermediate wheel
- 66  3402.047.CO Tenth of a second counting wheel

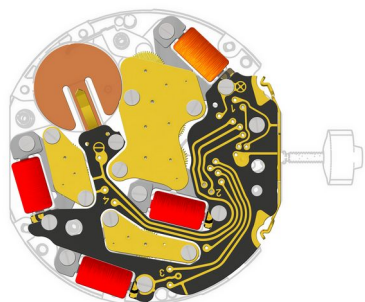




- 67  2020.201.G Counter train wheel bridge
- 68  4000.282 Screw
- 69  4000.282 Screw
- 70  9014 Moebius 9014




- 71  3621.080.RK Coil  
Attention: Please hold the coil only on the grey coil core.
- 72  3621.054.RK Coil  
Attention: Please hold the coil only on the grey coil core.
- 73  3621.054.RK Coil  
Attention: Please hold the coil only on the grey coil core.
- 74  3621.054.RK Coil  
Attention: Please hold the coil only on the grey coil core.
- 75  4000.250 Screw
- 76  4000.250 Screw
- 77  4000.250 Screw


# TECHNICAL INSTRUCTION TI\_3540.D







78   4000.250 Screw



79  3603.092 Battery insulator



80  3601.141.G Contact spring for pusher



81  3612.244.RK.3540 Electronic module



82   4000.248 Screw

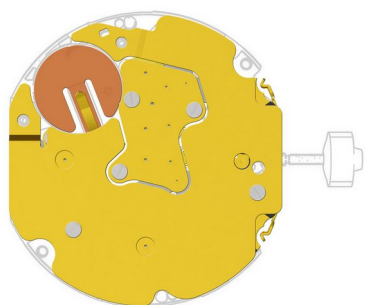
83   4000.248 Screw


84   4000.248 Screw



85   4000.248 Screw



86   4000.248 Screw

87   4000.248 Screw

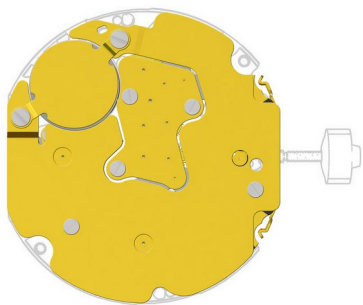


88  2130.212.G.M01.3540D Electronic modul cover


89   4000.250 Screw


90   4000.250 Screw


# TECHNICAL INSTRUCTION TI\_3540.D

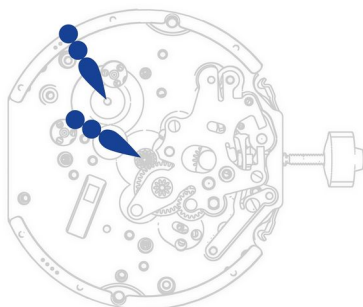


91  3600.011.HGF Battery 384 (Ø 7.90 x 3.60)

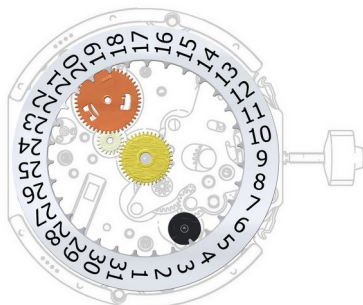
92  3601.139.G Bridle +


93  4000.335 Screw


94  4000.335 Screw




95  9020 Moebius 9020




96  3301.317 Hour wheel (Aig.)

97  3507.062 Date corrector







98  3147.082 Intermediate date wheel

99  3004.230.CO Date indicator driving wheel







100  3504.238.AA.1.A Date indicator (T3, G3)  
Nick of the indicator at 3 o'clock.

# TECHNICAL INSTRUCTION TI\_3540.D



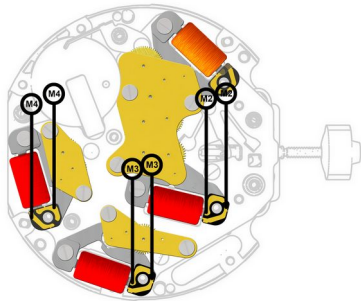
101		2130.213	Date indicator maintaining plate
102		3315.016	Friction spring
103		3905.079	Date corrector spring
104		3500.076	Date jumper
105		3905.077	Date jumper spring
106		8200	Moebius 8200



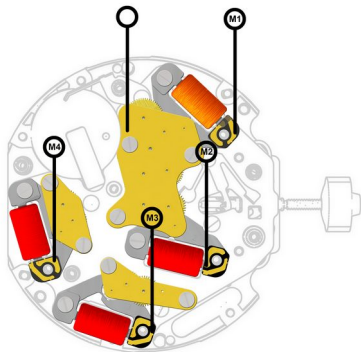
107		2130.214	Date mechanism maintaining plate
108		4000.337	Screw
109		4000.337	Screw
110		4000.337	Screw
111		4000.337	Screw
112		4000.337	Screw

# TECHNICAL INSTRUCTION TI\_3540.D

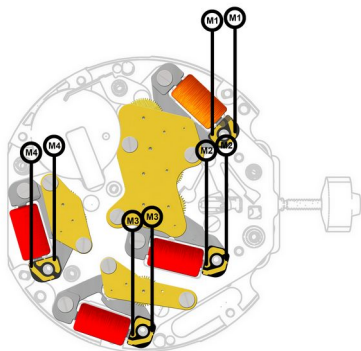
## Measurement



Signal generator (4.9ms, 8Hz)  
< 1.20 V



Coil insulation M1 - M4  
infinite



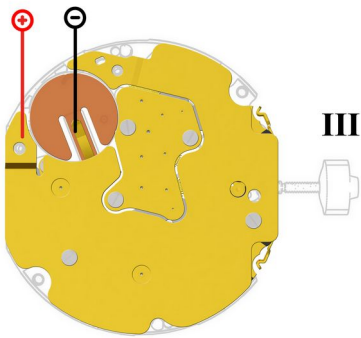
Coil resistance movement

Coil resistance M2  
 $1780 \pm 100$  Ohm

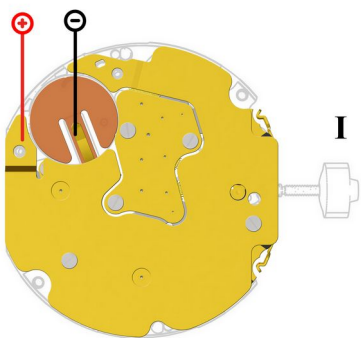
Coil resistance M3  
 $1780 \pm 100$  Ohm

Coil resistance M4  
 $1780 \pm 100$  Ohm

# TECHNICAL INSTRUCTION TI\_3540.D



Setting stem in position III, 60 s measuring interval.  
(typ./max.) 0.10 / 0.30 $\mu$ A



Setting stem in position I, calendar not in gear, 60s measuring interval.

(typ./max.) 1.48 / 2.00 $\mu$ A

60s measuring interval

-10 .. +20 s/mth

Lower working voltage limit

<1.20 V



Voltage  
typ. 1.5 V