

Caliber 1016 – 11½"



Product Specifications

Analog quartz movement

Line	slimtech
Caliber	1016
Size	11½"
Version Swiss Made	8 Jewels / gold plated
Standard battery life	25 months
High battery life	40 months
Standard hand fitting height	1

Features

- Repairable metal watch movement
- Power saving mechanism with pulled out stem:
Reduction of consumption approximately 70%
- Complete interchangeability between 1002-1009,
1012-1019

Functions

- Date
- 2 hands

Quartz Movements

Classic Functions

RONDA slimtech

Caliber 1016 – 11½"

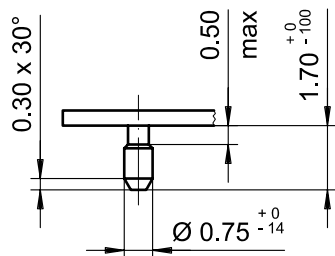
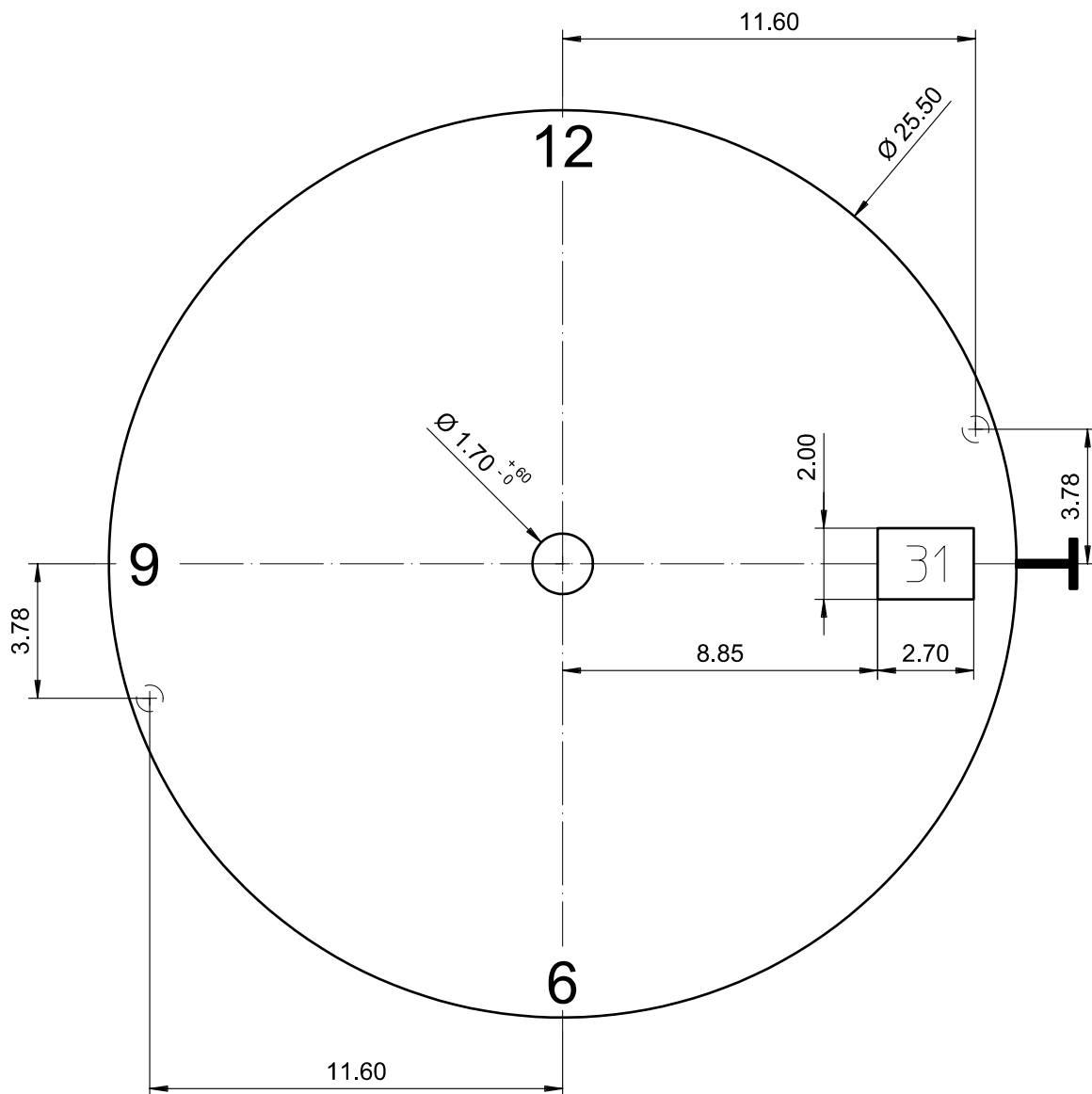
Technical Specifications

Diameter Total	26.00 mm
Case fitting	25.60 mm
Movement height	1.90 mm
Height over standard battery	1.90 mm
Height over high battery	2.15 mm
Movement rest	0.35 mm
Height over stem	0.75 mm
Length of stem travel	1.00 mm
Stem thread	0.90 mm
Useful torque minute – typical	200 µNm
Operating temperature	0 - 50 °C
Instantaneous rate	-10/ +20 sec/month
Resistance to magnetic fields	18.8 Oe
Resistance against shock	NIHS 91-10

Battery Specifications

Standard battery	No. 341
High battery	No. 315
Standard battery life	25 months
High battery life	40 months
Battery voltage	1.5 V
Current consumption – typical	0.74 µA (Date Mechanism not in Gear)
Current consumption – maximum	1.1 µA (Date Mechanism not in Gear)

Cage Uhrwerkgestell 11½" Frame		Issued	20 Mai 2008	dh
		Modified	22 Mai 2013 ÄÄ 13271	dh
		Released	YES	
		Tolerance	+/- 20 µm	
		Scale	10 : 1 (5 : 1) (A3H)	
RONDA	1016	Sous réserve de modifications Änderungenvorbehalten Modificationsreserved		
		No.	5000.373	02



Epaisseur du cadran selon hauteur de l'aiguillage
Zifferblattdicke gemäss Zeigerwerkhöhen
Dial thickness according to hand fitting heights

Tige	Date
Stellw.	Datum
Stem	Date
3H	3H

Cadran
Zifferblatt
Dial

11 1/2"

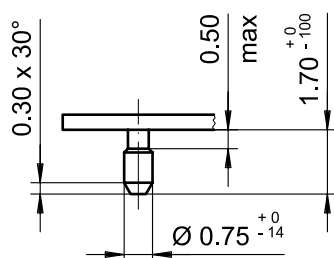
Issued	13 Dez 2006	cw
Modified	15.Dez.2006 ÄA ----	cm
Released	YES	
Tolerance	+/- 20 µm	
Scale	5 : 1 (A4V)	

RONDA

1015, 1016

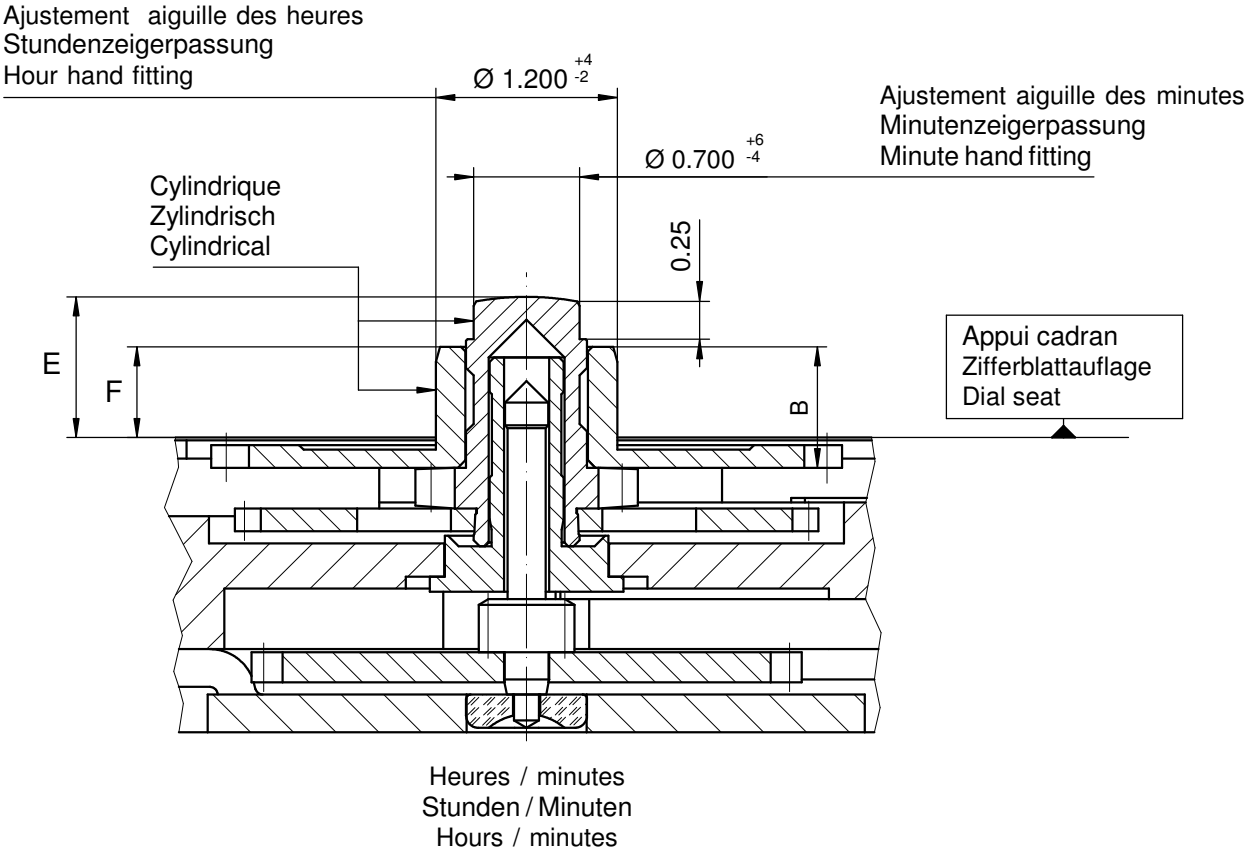
Sous réserve de modifications
Änderungen vorbehalten
Modifications reserved

No. 5010.526 01



Tige	Date
Stellw.	Datum
Stem	Date
3H	6H
	<input type="text"/>

Cadran Zifferblatt Dial <div style="text-align: right; font-size: 2em;">11½"</div>		Issued	13 Dez 2006	cw
		Modified	15.Dez.2006 ÄÄ ----	xx
		Released	YES	
		Tolerance	+/- 20 µm	
		Scale	5 : 1 (A4V)	
RONDA	1015, 1016	Sous réserve de modifications Änderungen vorbehalten Modifications reserved		
		No.	5010.591	01



		Aig. des minutes Minutenzeiger Minute hand	Aig. des heures Stundenzeiger Hour hand	Lors de la pose d'aiguilles, le mouvement doit être soutenu. Beim Zeigersetzen muss das Werk abgestützt werden. The movement needs to be supported for hand setting.
mg	max.	30	30	Masse / Masse / Weight *
µNm	max.	0.60	0.60	Balourd / Unwucht / Unbalance *
gmm ²	max.	-	-	Inertie / Massenträgheit / Inertia *
N	max.	40	40	Force de chassage / Aufpresskraft / Force

Aiguillage no Zeigerwerkhöhe Nr. Hand fitting height No	Dépassement Höhe über Zifferblattauf­lage Height over dial seat			Longueur Länge Length		Epaisseur max. (peinture comprise) Max. Dicke (inkl. Farbe) Max. thickness (paint included)			
	Chaussée Minutenrohr Cannon-pinion	Roue des heures Stundenrad Hour wheel		Roue des heures Stundenrad Hour wheel		Cadran Zifferblatt Dial			Aiguilles Zeiger Hands
						Sous l'aiguille des minutes Unter Minutenzeiger Under minute hand	Sous l'aiguille des heures Unter Stundenzeiger Under hour hand		
0	0.93	0.60		0.80		0.50	0.30		0.15
1	1.15	0.85		1.05		0.70	0.40		0.15
2	1.40	1.10		1.30		0.95	0.60		0.15

Sous réserve de toutes modifications		Aenderungen vorbehalten		All modifications reserved			
Aiguillages Zeigerwerkhöhen Hand fitting heights				Issued		21 Jun 2001	mk
				Modified		15 Jan 2013 ÄA 8982	dh
				Released		Yes	
				Tolerance		µm	
				Scale		20 : 1 (A3H)	
RONDA		1006, 1016		Sous réserve de modifications Aenderungen vorbehalten Modifications reserved			
				No.	3316.071	06	

* En cas de données différentes, veuillez contacter le service après-vente

* Bei abweichenden Werten, bitte technischen Kundendienst anfragen

* In case of different values, please contact the customer service



Tige de travail (intégrée dans le mouvement)
Arbeitsstellwelle (im Werk eingebaut)
Working stem (implemented in the movement)

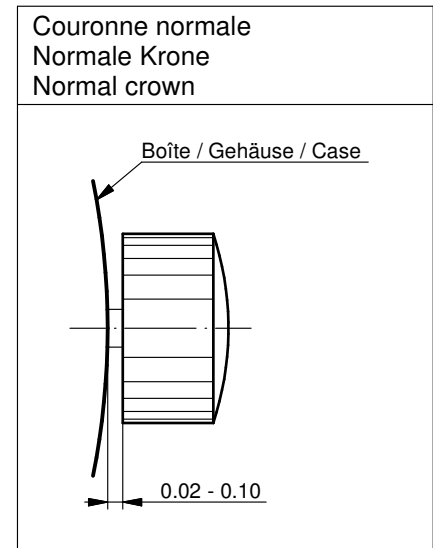
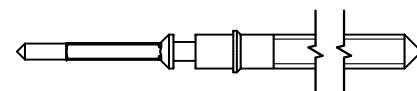
No. d'article Artikelnummer Part number	L	L1	L2	L3	S	D
3000.170.CO	20.00	10.13	22.93	10.60	0.90	0.90



Couleur de la couronne Kronenfarbe Crown color	bordeaux weinrot wine red
Code	UN 4020

Tige (normale) / Stellwelle (normal) / Stem (normal)

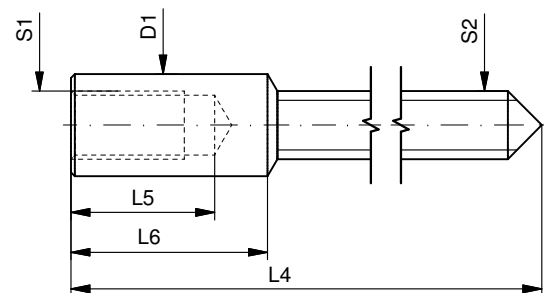
No. d'article Artikelnummer Part number	L	L1	L2	L3	S	D
3000.170	20.00	10.13	22.93	10.60	0.90	0.90



Couronne vissée Geschraubte Krone Screwed crown	
Force ⇐ min. Kraft ⇐ min. Force ⇐ min.	10 N
Force ⇐ max. Kraft ⇐ max. Force ⇐ max.	15 N

Rallonge de tige / Stellwelle Verlängerung / Stem extension

No. d'article Artikelnummer Part number	L4	L5 (min)	L6	S1	S2	D1
3000.040	12.00	1.90	2.60	0.90	0.90	1.35



Tige (dimensions / forces)
Stellwelle (Dimensionen / Kräfte)
Stem (dimensions / forces)

RONDA 1015, 1016, 1019

Issued	03 Sep 2012	ds5222
Modified	17 Mär 2017 ÄA 34582	mg5224
Released	YES	
Tolerance	---	
Scale	10:1 (A3)	
Sous réserve de modifications Änderungen vorbehalten Modifications reserved		
No.	5030.015	03

User's Manual English
Movements Caliber

RONDA powertech

- 585
- 505
- 515

RONDA normtech

- 774 - 6003.D
- 775 - 6004.D
- 704
- 705
- 784
- 785
- 714
- 715
- 715Li

RONDA slimtech

- 1005
- 1006
- 1009
- 1015
- 1016
- 1019

RONDA xtratech

- 6003.B
- 6004.B
- 7002.B
- 7003.B
- 7004.B

You have decided to buy a watch, which was assembled by a watchmaker using a Ronda movement. Please note that no watches are produced or distributed under the Ronda brand.

In case of repairs, guarantee claims and questions concerning the functioning of a watch, purchasers and consumers should contact their retailer or the watch manufacturer, for which the relevant information can be found in the sales or guarantee documentation provided with the watch.

Cal. 585 / 785:
Battery type: 362/SR721SW

Cal. 774 / 775 / 784:
Battery type: 364/SR621SW

Cal. 505 / 515 / 704 / 705 / 714 / 715:
Battery type: 371/SR920SW

Cal. 6003.D / 6004.D / 6003.B / 6004.B:
Battery type: 373/SR916SW

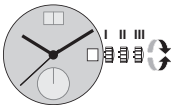
Cal. 1005 / 1006 / 1009 / 1015 / 1016 / 1019:
Battery type: 341/SR714SW

Cal. 7002.B / 7003.B / 7004.B:
Battery type: 381/SR1120SW

Cal. 715Li:
Battery type: CR 2016

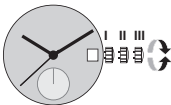
Precision: +20/-10 seconds per month

Cal. 585	Cal. 6003.D
Cal. 505	Cal. 6004.D
Cal. 515	Cal. 6003.B
	Cal. 6004.B



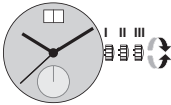
- Pos. I Position of rest (watch running)**
- Pos. II Quick-change correction for date**
The date can also be corrected during the day-changing phase between 10 pm and midnight. The date of the following day has to be set, because no automatic date change takes place at midnight.
- Pull the crown out to position II (watch still running).
 - Turn the crown clockwise until the required date appears.
Cal. 6003.D & 6004.D:
 - Turn the crown until the required date appears.
 - Push the crown back into position I.
- Pos. III Setting the time**
- Pull the crown out to position III (watch stopped).
 - Turn the crown, until the current time is displayed (remember the 24-hour cycle).
 - Push the crown back into position I.

Cal. 774	Cal. 715Li
Cal. 775	
Cal. 704	Cal. 1005
Cal. 705	Cal. 1006
Cal. 784	Cal. 1009
Cal. 785	Cal. 1015
Cal. 714	Cal. 1016
Cal. 715	Cal. 1019




- Pos. I Position of rest (watch running)**
- Pos. II Quick-change correction for date**
Blocking time for the quick-change day correction is from approx. 9.30 pm and midnight.
- Pull the crown out to position II (watch still running).
 - Turn the crown until the current date appears.
 - Push the crown back into position I.
- Pos. III Setting the time**
- Pull the crown out to position III (watch stopped).
 - Turn the crown, until the current time is displayed (remember the 24-hour cycle).
 - Push the crown back into position I.

Cal. 7002.B
Cal. 7003.B
Cal. 7004.B



- Pos. I Position of rest (watch running)**
- Pos. II Quick-change correction for date**
The date can also be changed during the day-changing phase between approx. 8.00 pm and midnight. The date of the following day has to be set, because no automatic date change takes place at midnight.
- Pull the crown out to position II (watch still running).
 - Turn the crown until the current date appears.
 - Push the crown back into position I.
- Pos. III Setting the time**
- Pull the crown out to position III (watch stopped).
 - Turn the crown, until the current time is displayed (remember the 24-hour cycle).
 - Push the crown back into position I.



11 1/2'''



1015



1016



1019




Funktionen

Fonctions

Functions

Kaliber Calibre Caliber	Stellwellenpos. Pos. de tige Stem position	Funktionen Fonctions Functions
1016	1	Normale Position / Position normale / Running position
	2	Datumkorrektur / Correction de la date / Date correction
	3	Zeiger stellen, mit Unterbruch der Motorimpulse Mise à l'heure, avec interruption des impulsions moteur Hand setting, with interruption of the motor pulses
1015, 1019	1	Normale Position / Position normale / Running position
	2	Datumkorrektur / Correction de la date / Date correction
	3	Zeiger stellen, Sekunden-Stopp mit Unterbruch der Motorimpulse Mise à l'heure, stop-seconde avec interruption des impulsions moteur Hand setting, stop-second with interruption of the motor pulses



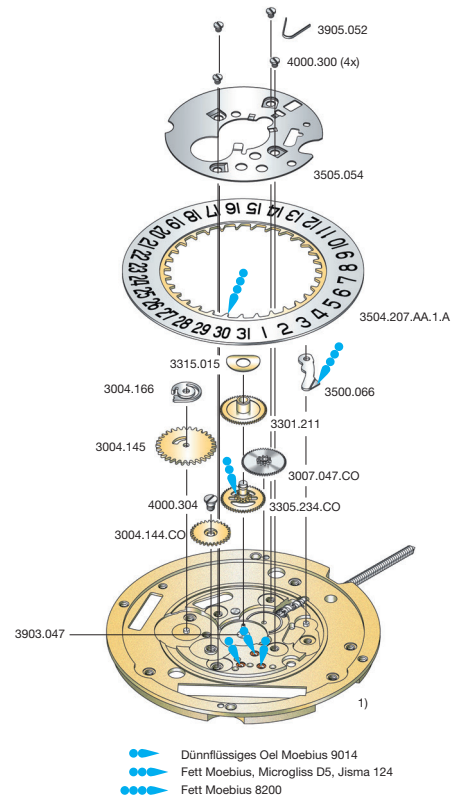
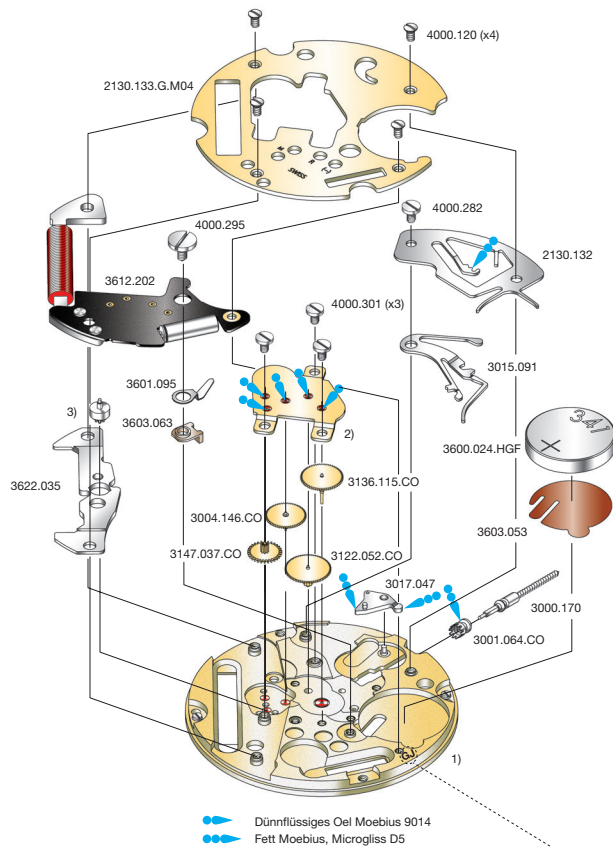
Batterie

Pile

Battery

Kaliber Calibre Caliber	Batterie Pile Battery	Spannung Voltage Tension	Artikelnummer RONDA Numero d'article RONDA Part number RONDA
1015-1019	341/SR714SW	1.55 V	3600.024.HGF

11 1/2" 1015, 1016



Code: Beispiel GJ / exemple GJ / exemple GJ

Cal. 1015	Werkseite / Côté mouvement / Movement side		
Plan no.	Bestandteile	Fournitures	Spare Parts
1)	Werkplatte	Platine	Main plate
2)	Räderwerkbrücke	Pont rouge	Train w. bridge
2130.132	Deckplatte	Couvre mec.	Setting lever cov.
2130.133.G.M04	Modul-Abdeckp.	Couvre module	Module cover pl.
3000.170	Stellwelle	Tige	Stem
3001.064.CO	Kupplungstrieb	Pignon coulant	Sliding pinion
3004.146.CO	Sekundenzw.rad	Renvoi seconde	Second driv. wh.
3015.091	Wippe	Bascule	Yoke
3017.047	Winkelhebel	Tirette	Setting lever
3122.052.CO	Kleinbodenrad	Roue moyenne	Third wheel
3136.115.CO	Sekundenrad	Roue secondes	Second-wheel
3147.037.CO	Zwischenrad	Roue interméd.	Intermed. wheel
3600.024.HGF	Batterie	Pile	Battery
3601.095	Batterie-Kontakt	Bride contact	Battery contact
3603.053	Batterie-Isolation	Isolateur pile	Battery insulation
3603.063	Kontakt Isolation	Isolateur bride	Batt. contact ins.
3612.202	Modul m. Spule	Module av. bobine	Module w. coil
3622.035	Stator	Stator	Stator
3)	Rotor	Rotor	Rotor
4000.120	Schraube	Vis	Screw
4000.282	Schraube	Vis	Screw
4000.295	Schraube	Vis	Screw
4000.301	Schraube	Vis	Screw

Abweichungen / Divergences / Deviations

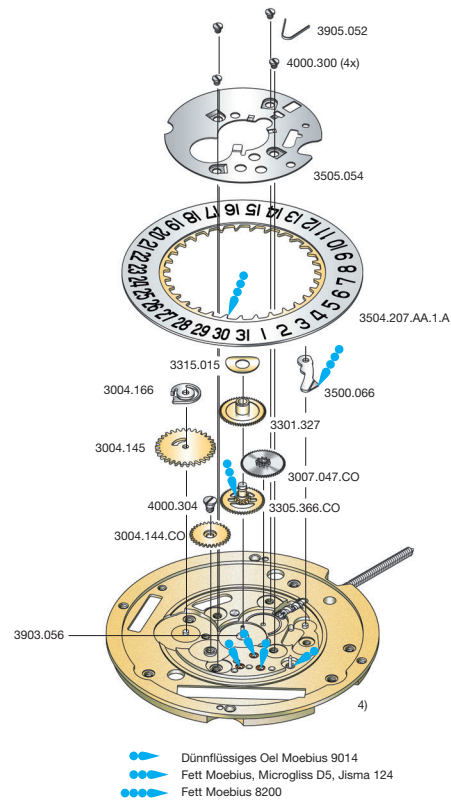
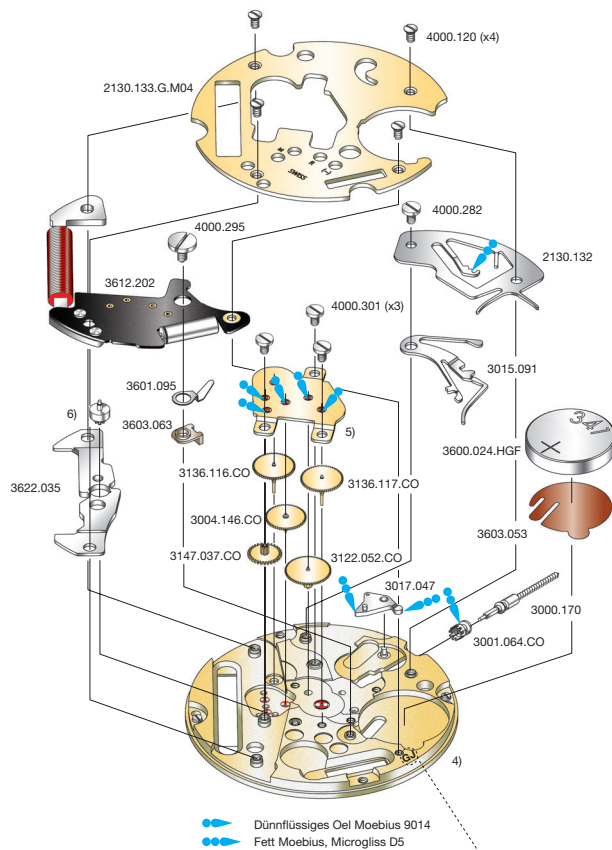
Cal. 1016	Werkseite / Côté mouvement / Movement side		
Plan No.	Bestandteile	Fournitures	Spare Parts
1)	Werkplatte	Platine	Main plate
2130.133.G.M01	Modul-Abdeckp.	Couvre module	Module cover pl.
3136.117.CO	Sekundenrad	Roue secondes	Second wheel

	2. Buchstabe: K-V Second letter: K-V 2 ^{ème} chiffre: K-V	2. Buchstabe: ab W Second letter: from W 2 ^{ème} chiffre: à partir de W	Cal. Cal. Cal.
1)	2000.695.G	2000.699.G	1015/1016
2)	2020.183.G.M01	2020.183.G.M01	1015/1016
3)	3715.115.RK	3715.115.RK	1015/1016

Cal. 1015	Zifferblattseite / Côté cadran / Dial side		
Plan no.	Bestandteile	Fournitures	Spare Parts
1)	Werkplatte	Platine	Main plate
3004.144.CO	Zw.rad Kalender	Roue interm. cal.	Cal. interm. wh.
3004.145	Datummitn.-rad	Renvoi entrain.	Ind. driving wh.
3004.166	Datumfinger	Doigt entraineuse	Date finger
3007.047.CO	Wechselrad	Minuterie	Minute wheel
3301.211	Stundenrad	Canon	Hour wheel
3305.234.CO	Minutenrohr	Chaussée	Cannon pinion
3315.015	Spreizfeder	Clinquant	Washer
3500.066	Datumraste	Cliquet calendrier	Date jumper
3504.207.AA.1.A	Datumanzeiger	Bague	Date indicator
3505.054	Kal.-Abdeckplatte	Couvercle calend.	Date ind. guard
3903.047	Zentrallagerrohr	Tube chaussée	Center tube
3905.052	Feder Datumraste	Ressort cliquet	Date jumper spr.
4000.300	Schraube	Vis	Screw
4000.304	Schraube	Vis	Screw

Abweichungen / Divergences / Deviations

Cal. 1016	Zifferblattseite / Côté cadran / Dial side		
Plan No.	Bestandteile	Fournitures	Spare Parts
1)	Werkplatte	Platine	Main plate
3301.327	Stundenrad	Canon	Hour wheel
3305.366.CO	Minutenrohr	Chaussée	Cannon pinion
3903.056	Zentrallagerrohr	Tube chaussée	Center tube



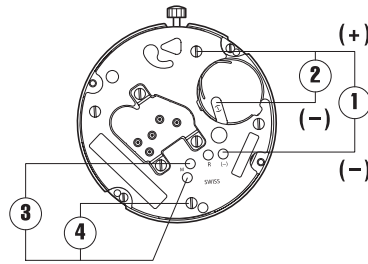
Code: Beispiel GJ / €

Code: Beispiel GJ / example GJ / exemple GJ

Cal. 1019	Werkseite / Côté mouvement / Movement side		
Plan no.	Bestandteile	Fournitures	Spare Parts
4)	Werkplatte	Platine	Main plate
5)	Räderwerkbrücke	Pont rouage	Train w. bridge
2130.132	Deckplatte	Couvre mec.	Setting lever cov.
2130.133.G.M04	Modul-Abdeckp.	Couvre module	Module cover pl.
3000.170	Stellwelle	Tige	Stem
3001.064.CO	Kupplungstrieb	Pignon coulant	Sliding pinion
3004.146.CO	Sekundenzw.rad	Renvoi seconde	Second driv. wh.
3015.091	Wippe	Bascule	Yoke
3017.047	Winkelhebel	Tirette	Setting lever
3122.052.CO	Kleinbodenrad	Roue moyenne	Third wheel
3136.116.CO	Kl. Sek. Radwelle	Roue axe pet. sec.	Sm. sec. w. pivot
3136.117.CO	Sek.-rad kurz	Roue sec. courte	Sec. wheel short
3147.037.CO	Zwischenrad	Roue interméd.	Intermed. wheel
3600.024.HGF	Batterie	Pile	Battery
3601.095	Batterie-Kontakt	Bride contact	Battery contact
3603.053	Batterie-Isolation	Isolateur pile	Battery insulation
3603.063	Kontakt Isolation	Isolateur bride	Batt. contact ins.
3612.202	Modul m. Spule	Module av. bobine	Module w. coil
3622.035	Stator	Stator	Stator
4)	Rotor	Rotor	Rotor
4000.120	Schraube	Vis	Screw
4000.282	Schraube	Vis	Screw
4000.295	Schraube	Vis	Screw
4000.301	Schraube	Vis	Screw

	2. Buchstabe: A-J Second letter: A-J 2 ^{ème} chiffre: A-J	2. Buchstabe: ab K Second letter: from K 2 ^{ème} chiffre: à partir de K	Cal. Cal. Cal.
4)	2000.619.G	2000.699.G	1019
5)	2020.142.G.M01	2020.184.G.M01	1019
6)	3715.070.RK	3715.115.RK	1019

Cal. 1019	Zifferblattseite / Côté cadran / Dial side		
Plan no.	Bestandteile	Fournitures	Spare Parts
4)	Werkplatte	Platine	Main plate
3004.144.CO	Zw.rad Kalender	Roue interm. cal.	Cal. interm. wh.
3004.145	Datummitn.-rad	Renvoi entrain.	Ind. driving wh.
3004.166	Datumfinger	Doigt entraineuse	Date finger
3007.047.CO	Wechselrad	Minuterie	Minute wheel
3301.327	Stundenrad	Canon	Hour wheel
3305.366.CO	Minutenrohr	Chaussée	Cannon pinion
3315.015	Spreizfeder	Clinquant	Washer
3500.066	Daturnaste	Cliquet calendrier	Date jumper
3504.207.AA.1.A	Datumanzeiger	Bague	Date indicator
3505.054	Kal.-Abdeckplatte	Couvercle calend.	Date ind. guard
3903.056	Zentrumlagerrohr	Tube chaussée	Center tube
3905.052	Feder Daturnaste	Ressort cliquet	Date jumper spr.
4000.300	Schraube	Vis	Screw
4000.304	Schraube	Vis	Screw



Kaliber Calibre Caliber	Pos. Pos. Pos.	Einheit Unité Unit	Messwerte Valeurs mesurées Measured values	Kontrolle Contrôle Check	Bemerkungen Remarques Remarks
1015–1019	1	V	1,55	Batterie-Spannung Tension de la pile Battery voltage	Mit Batterie Avec pile With battery
1015–1019	2	µA	0,50–0,95	Stromaufnahme Consommation de courant Current consumption	Ohne Batterie, mit externer Speisung Sans pile, avec alimentation externe Without battery, with external supply
1015–1019	2	V	< 1,30	Funktionskontrolle bei Minimalspannung Contrôle de fonctionnement à tension minimale Check with lowest possible voltage	Ohne Batterie, mit externer Speisung Sans pile, avec alimentation externe Without battery, with external power supply
1015–1019	3	KΩ	2,50–2,70	Spulenwiderstand Résistance de la bobine Resistance of the coil	Ohne Batterie Sans pile Without battery
1015–1019	4	KΩ	∞	Spulenisolation Isolation de la bobine Coil insulation	Ohne Batterie Sans pile Without battery
1015–1019		Sek./Monat sec./mois sec./month	- 10/+ 20	Induktivsonde 60 Sek. Senseur inductif 60 sec. Inductive sensor 60 sec.	Mit Batterie Avec pile With battery

Einschalen / Werkzeuge

Nr. H 101x.1A



Emboîtement / outils

Nr. H 101x.1T



Casing / tools

	SWISS MADE
2 Schrauben 2 Vis 2 Screws	

Zeigersetzen

Maximale Aufpresskraft:

- Stunden und Minutenzeiger: max. 40N
- Sekundenzeiger: max. 30N

Beim Zeigersetzen muss das Werk abgestützt werden.

Poser les aiguilles

Force de chassage maximale:

- Aiguilles des heure et des minutes: max. 40N
- Aiguille des secondes: max. 30N

Lors de la pose d'aiguilles, le mouvement doit être soutenu.

Hand setting

Maximal force:

- Hour and minute hands: max. 40N
- Second hand: max. 30N

The movement needs to be supported for hand setting.

Stellwelle entfernen

Beim Entfernen der Stellwelle muss sich die Stellwelle in Position 1 (gedrückt) befinden, bevor auf den Winkelhebel gedrückt wird.

Enlever la tige

En enlevant la tige, la tige doit se trouver en position 1 (poussée), avant de pousser sur la tirette.

Stem removal

For removal of the stem, the stem must be pushed into position 1 (pressed in) prior to apply pressure to the setting lever.