Technical Instruction | TI_ti6003.D

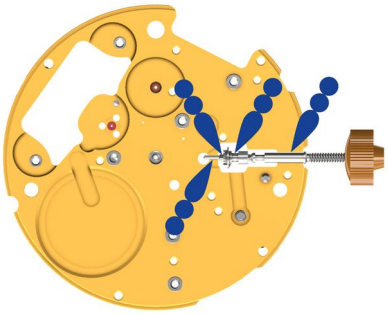

1		2000.675.G	Main plate
2		3000.189.CO	Working stem
3		3001.056.FI	Sliding pinion D
4		9020	Moebius 9020

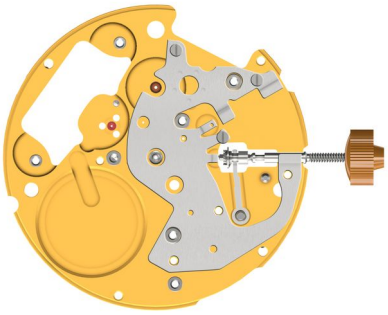

5		2130.252	Setting mechanisme cover
6		4000.321	Screw
7		4000.321	Screw
8		4000.321	Screw
9		3015.083	Bottom yoke

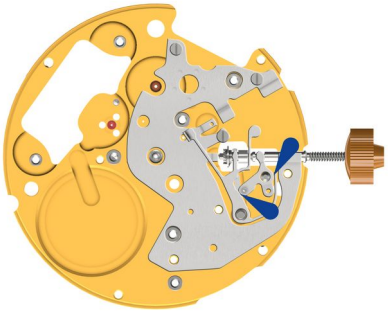

10		3017.056.CO	Setting lever
11		3015.082	Yoke
12		8200	Moebius 8200

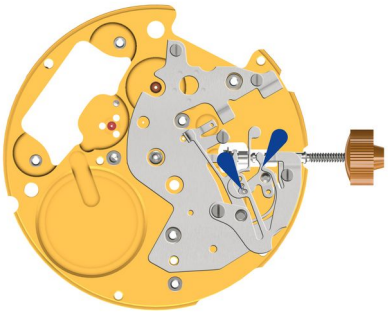

13		3905.069 Tensioning the spring arm.	Setting lever jumper
14		4000.312	Screw
15		4000.328	Screw
16		8200	Moebius 8200

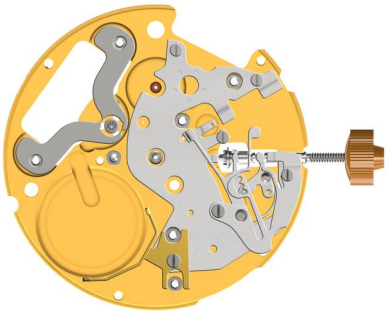

17		3601.117.G	Battery clamp (+)
18		4000.244	Screw
19		3622.042	Stator
20		3715.103.RK	Rotor

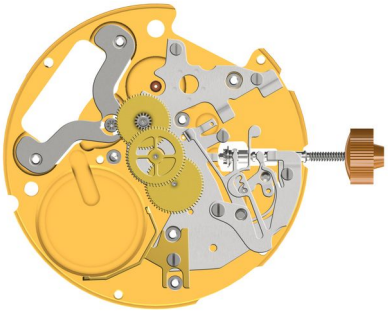

21		3147.056.CO	Intermediate wheel
22		3122.059.CO	Third wheel
23		3136.164.CO	Center second wheel (Aig.)

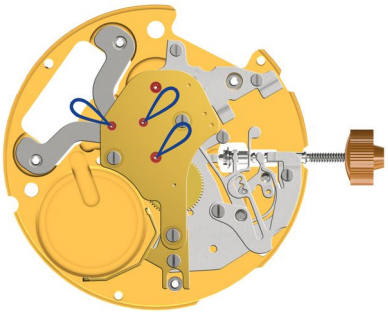

24		2020.180.G	Train wheel bridge
25		4000.279	Screw
26		4000.279	Screw
27		4000.279	Screw
28		9014	Moebius 9014

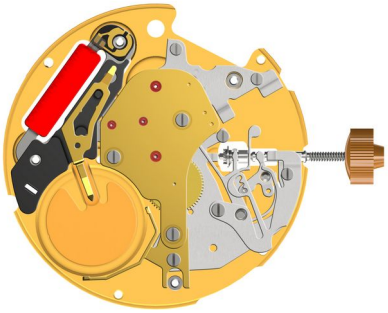

29		3621.060.RK	Coil Attention: Please hold the coil only on the grey coil core.
30		3603.075	Battery insulator
31		3603.074	Bridle (-) insulator
32		3601.116	Bridle -

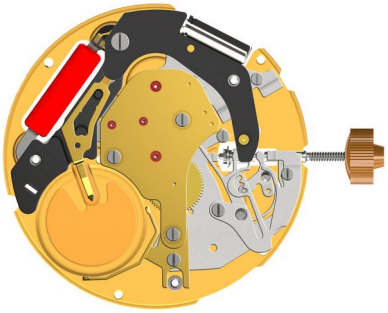

33		3612.270.RK	Electronic module
34		4000.318	Screw



35		2130.168.G.M01.6003D	Electronic module cover
36		4000.102	Screw
37		4000.102	Screw
38		4000.102	Screw
39		3600.031.HGF	Battery 373 (Ø 9.45 x 1.65)

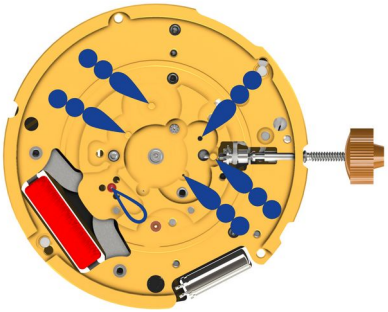

40		9020	Moebius 9020

41		9020	Moebius 9020

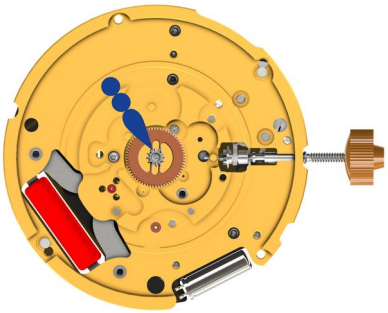

42		3305.344.CO	Cannon pinion (Aig.)
43		9020	Moebius 9020

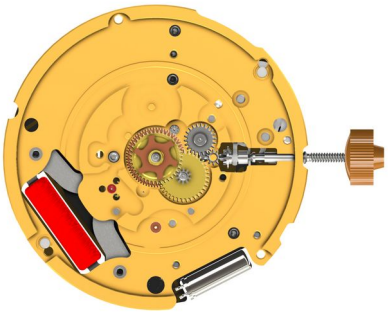

44		3004.253.FI	Setting wheel
45		3004.252.FI	Intermediate setting wheel
46		3007.087.CO	Minute wheel
47		3301.334.CO	Hour wheel (Aig.)

48		3315.001	Friction spring
49		3147.084	Date intermediate setting wheel
50		3004.235	Date indicator driving wheel D
51		3504.239.AA.1.A Nick of the indicator at 3 o`clock.	Date indicator (T3, G3)
52		3500.077	Date jumper
53		8200	Moebius 8200



54		3905.103	Date jumper spring
55		2130.217	Date indicator maintaining plate
56		4000.300	Screw
57		4000.300	Screw
58		4000.300	Screw

Measurement

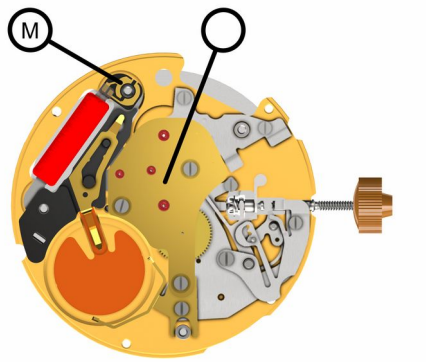

Coil insulation
infinite

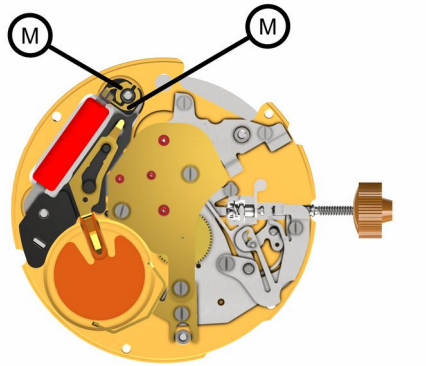

Coil resistance movement
(min./max.) 1610 - 1810 Ohm

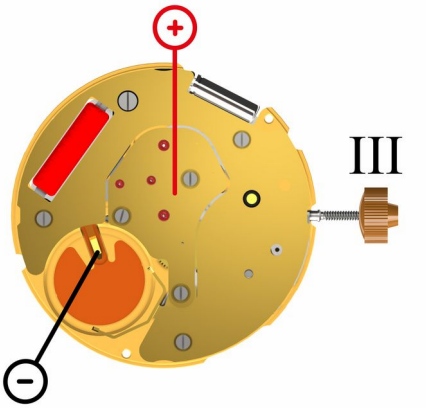

Setting stem in position III, 60 s measuring interval.
(typ./max.) 0.10 / 0.30µA

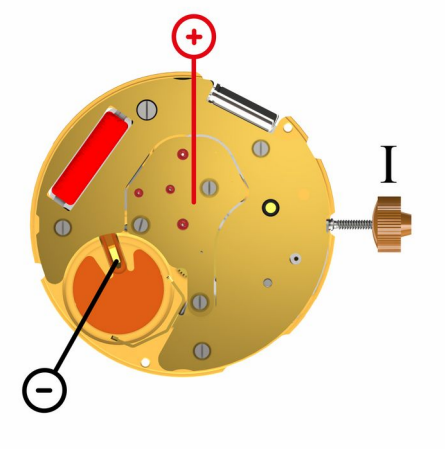

Setting stem in position I, calendar not in gear, 60s measuring interval.
(typ./max.) 1.03 / 1.85 µA

60s measuring interval
-10 .. +20 s/mth

Lower working voltage limit
<1.20 V



Voltage
typ 1.5V