


















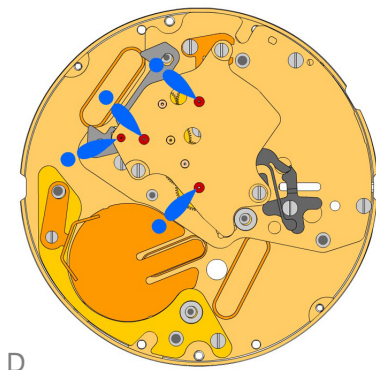
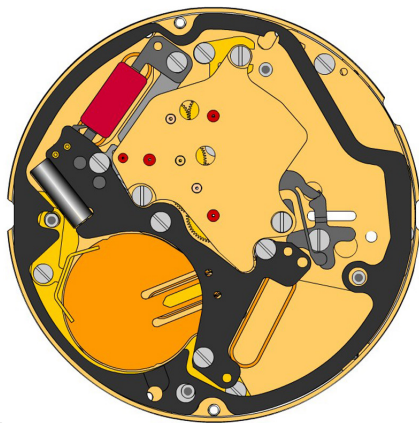














2000.669.G 1.		Main plate
3305.363.CO 2.		Cannon pinion with driver B (Aig.1)
2030.028.CO 3.		Centre bridge Centre bridge held by 4 screws 4000.250.
4000.250 4.		Screw
3406.039 5.		Sliding attachment Sliding attachment held by 1 screw 4000.250.
2130.181.CO 6.		Combined maintaining plate Combined maintaining plate held by 1 screw 4000.250.
4000.250 7.		Screw
3016.028 8.		Lever for setting lever Lever for setting lever held by 1 screw 4000.249.
4000.249 9.		Screw
3016.027 10.		Stop lever Stop lever held by 1 screw 4000.249.
4000.249 11.		Screw
3622.044 12.		Stator
3715.105.RK 13.		Rotor
3147.060.CO 14.		Intermediate wheel
3122.070.CO 15.		Third wheel
3136.174.CO 16.		Centre second wheel (Aig.1)
3004.203.CO 17.		Seconde intermediate wheel
3136.182.CO 18.		Small second wheel axle
3136.173.CO 19.		Centre second wheel (Aig.1)

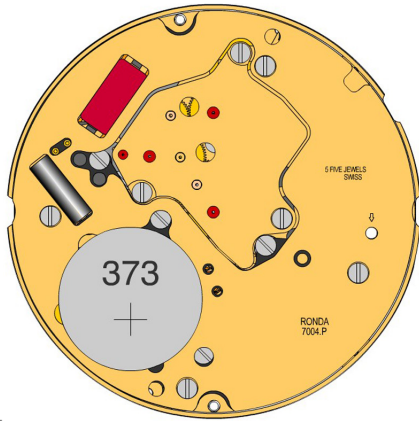
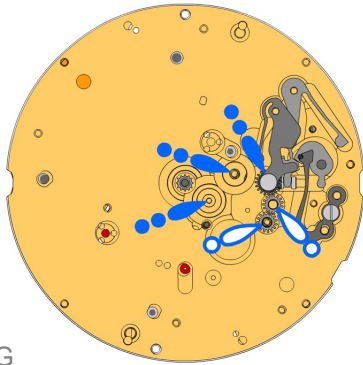
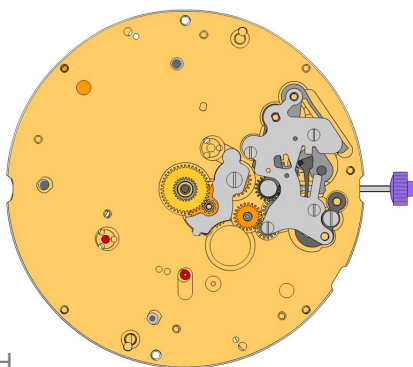







D
















E

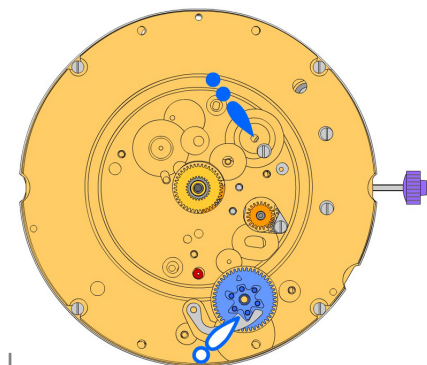
2020.170.G 20.		Train wheel bridge Train wheel bridge held by 3 screws 4000.250.
4000.244 21.		Screws
3603.080 22.		Battery insulator
3601.120.G 23.		Battery clamp + Battery clamp held by 1 screw 4000.248.
4000.248 24.		Screw
3503.071 25.		Tube
3612.196 26.		Electronic module Electronic module held by 5 screws 4000.250.
4000.250 27.		Screw
3603.081 28.		Spacer
2130.183.G.7004P 29.		Electronic module cover Electronic module cover held by 4 screws 4000.244.
4000.244 30.		Screws
3600.032.HGF 31.		Battery 381


F

G

H

2000.669.G 32.		Main plate
3017.054.CO 33.		Setting lever
3905.063 34.		Setting lever jumper (3 positions) Setting lever jumper held by 1 screw 4000.250. Tensioning the spring arm.
4000.282 35.		Screw
3001.061.FI 36.		Sliding pinion

3015.077 37.		Yoke (3 positions) Tensioning the spring arm.
3004.200 38.		Corrector setting wheel
3004.200 39.		Corrector setting wheel
3015.078.CO 40.		Rocking bar (3 positions) Tensioning the spring arm.

2130.194 41.		Setting mechanism cover Setting mechanism cover held by 4 screws 4000.305.
4000.305 42.		Screw
3000.194.CO 43.		Setting stem
3004.204 44.		Intermediate setting wheel
3007.079.CO 45.		Minute wheel
2130.185 46.		Minute train bridge Minute train bridge held by 1 screw 4000.278.
4000.278 47.		Screw
3301.296.CO 48.		Hour wheel (Aig.1)
3147.066.CO 49.		Date corrector setting wheel



2000.672.G
50.



Main plate retro
Main plate retro held by 4 screws 4000.248.

4000.248
51.



Screw

3004.220
52.

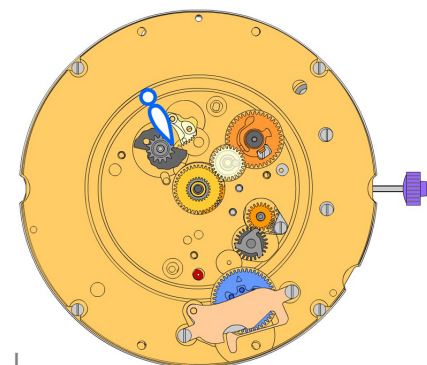


Tens indicator driving wheel
The short tooth of the tens indicator driving wheel must point to the center of the movement.

3500.072
53.



Tens jumper



2130.187
54.



Tens jumper maintaining plate
Tens jumper maintaining plate held by 2 screws 4000.279. Tensioning the spring arm.

4000.279
55.



Screw

3004.208.CO
56.



Date indicator driving wheel

3147.061
57.



Intermediate date wheel

3404.006.CO
58.



Day cam (12h)
Place parts as shown on graphics.

3406.032
59.



Day rack

3406.031
60.

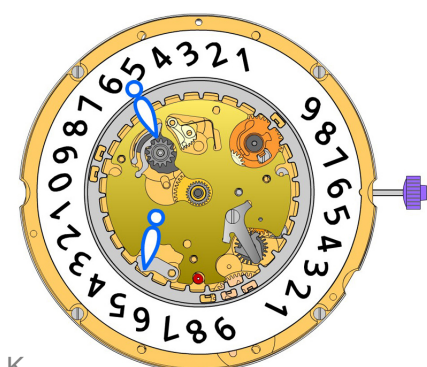


Day rack lever

3507.059.CO
61.



Date corrector wheel



2130.191
62.



Date indicator plate

3905.068
63.



Date corrector spring
Date corrector spring held by 1 screw 4000.244.

3905.066
64.



Day rack lever spring
Tensioning the spring arm.

3500.069
65.



Day jumper
Tensioning the spring arm.

3500.068
66.

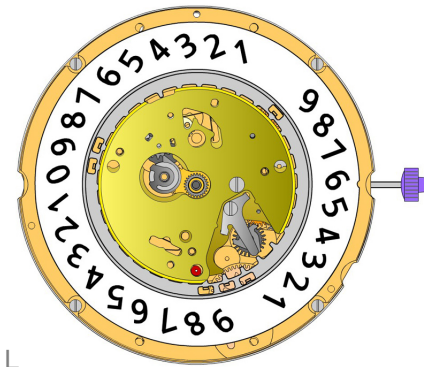


Date jumper

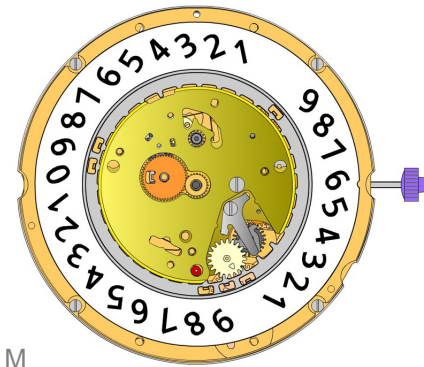
3504.234.A6.1.A
67.



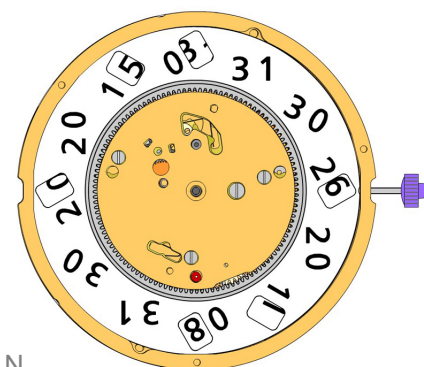
Units indicator (standard)
Nick of the indicator at 3 o'clock.




















L

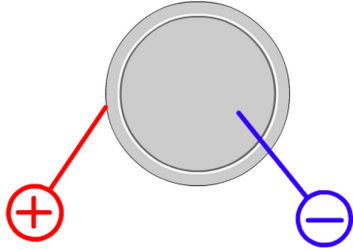


M

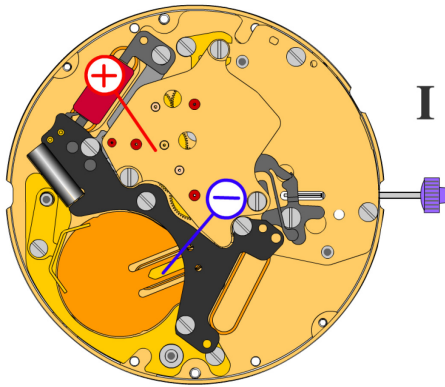


N

2130.192 68.		Date indicator maintaining plate Date indicator maintaining plate held by 1 screw 4000.250.
4000.250 69.		Screw
3905.064 70.		Date jumper spring Insert the date jumper spring in the provided opening.
3004.244 71.		Day finger Stem pos III: Turn crown forwards until the date jumps. Stem pos II: Move the date until the nick is at 3 o'clock. Position the end of the teeth against the day came pinion while turning softly in counterclockwise direction.
3004.212 72.		Days driving wheel Insert the tooth of the wheel in the flange gap, while turning softly in counterclockwise direction to ensure correct position of the day finger.
3401.082.FI 73.		Day indicator pinion
3147.062 74.		Tens intermediate wheel Arrow positioning radially outwards.
3315.003 75.		Friction spring
3504.236.A6.1.A 76.		Tens indicator (standard) Nick of the indicator at 3 o'clock.
2130.193.G 77.		Date mechanism maintaining plate Date mechanism maintaining plate held by 3 screws 4000.320.
4000.320 78.		Screw
3506.077.G 79.		Intermediate dial support Polished version first.
3506.076.G 80.		Dial support
8200 81.		Moebius 8200
9014 82.		Moebius 9014
124 83.		Jismaa 124
9020 84.		Moebius 9020

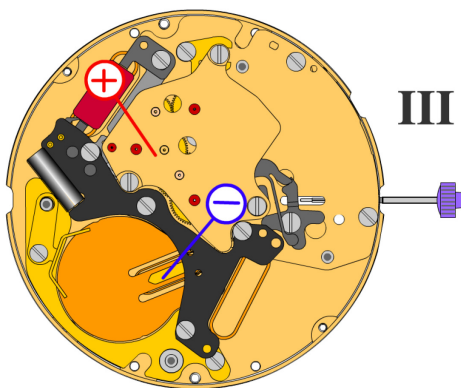


Battery	381
Voltage	1.55 V



*Setting stem in position I, calendar not in gear,
60 s measuring interval for rate and consumption:*

Typical consumption	1.43 μA
Maximal consumption	3.10 μA
Rate	-10s/M. .. +20s/M.
Lower working voltage limit	1.20 V



Setting stem in position III, 60 s measuring interval:

Typical consumption	0.10 μA
Maximal consumption	0.30 μA