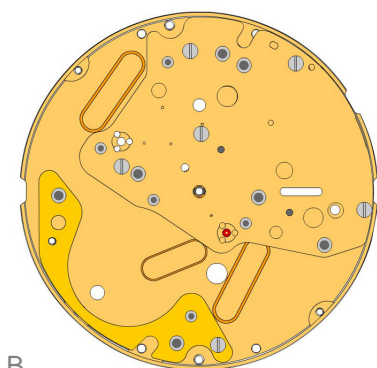
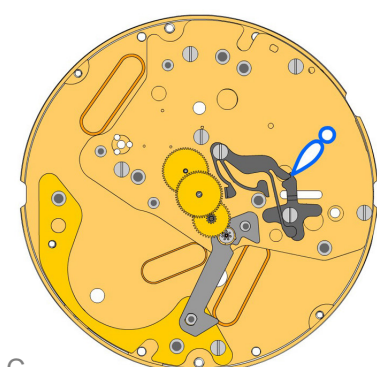

















A

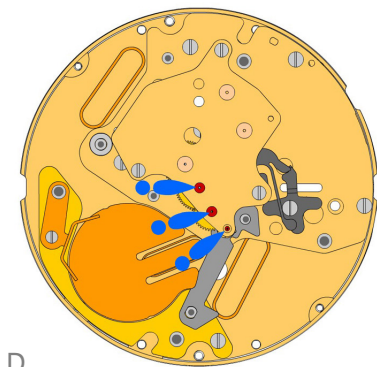


B




C

2000.669.G 1.		Main Plate
3305.362.CO 2.		Canon pinion with driver (Aig.1)
2030.027.CO 3.		Centre bridge Centre bridge held by 5 screws 4000.250.
4000.250 4.		Screw
2130.181.CO 5.		Combined maintaining plate Combined maintaining plate held by 1 screw 4000.250.
4000.250 6.		Screw
3016.028 7.		Lever for setting lever Lever for setting lever held by 1 screw 4000.249.
4000.249 8.		Screw
3016.027 9.		Stop lever Stop lever held by 1 screw 4000.249.
4000.249 10.		Screw
3622.044 11.		Stator
3715.105.RK 12.		Rotor
3147.060.CO 13.		Intermediate wheel
3122.070.CO 14.		Third wheel
3136.177.CO 15.		Centre second wheel (Aig.1)




D

2020.169.G
16.  **Train wheel bridge**
Train wheel bridge held by 3 screws 4000.244.

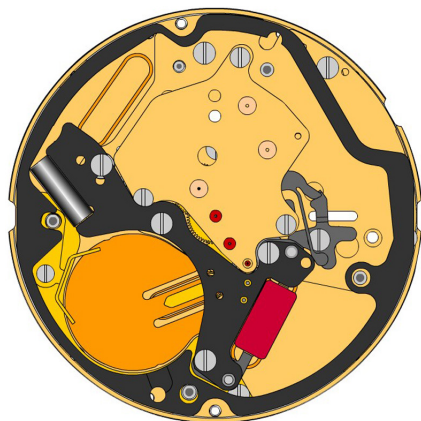
4000.244
17.  **Screws**

3603.080
18.  **Battery insulator**

3601.120.G
19.  **Battery clamp +**
Battery clamp held by 1 screw 4000.248.

4000.248
20.  **Screw**

3503.071
21.  **Tube**

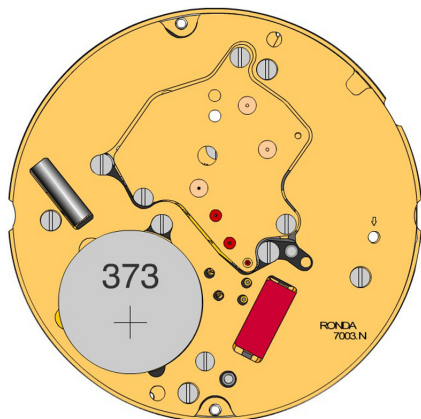


E

3612.195
22.  **Electronic module**
Electronic module held by 4 screws 4000.250.

4000.250
23.  **Screw**

3603.081
24.  **Spacer**

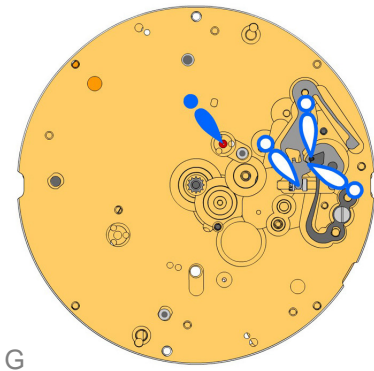








F

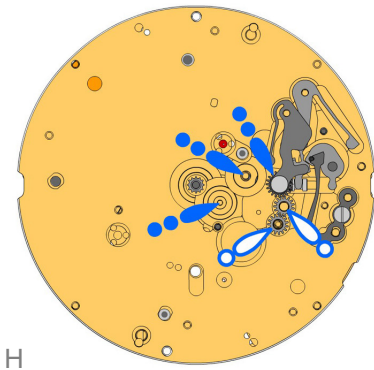
2130.182.G.M01.7003N
25.  **Electronic module cover**
Electronic module cover held by 4 screws 4000.244.




4000.244
26.  **Screws**

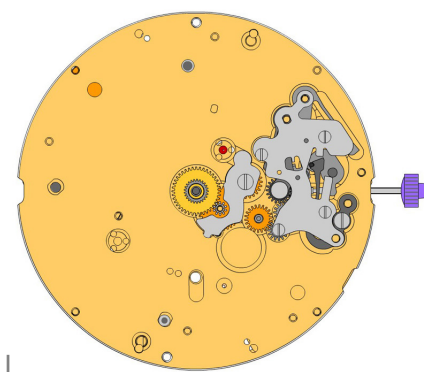
3600.032.HGF
27.  **Battery 381**












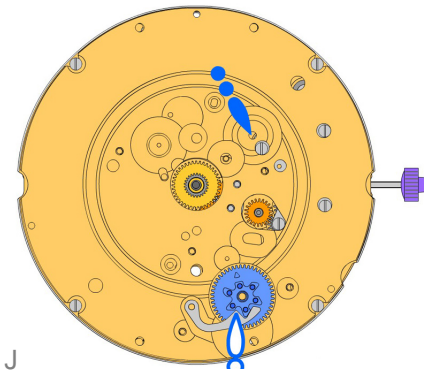
2000.669.G 28.		Main Plate
3017.054.CO 29.		Setting lever
3905.063 30.		Setting lever jumper (3 positions) Setting lever jumper held by 1 screw 4000.282. Tensioning the spring arm.
4000.282 31.		Screw
3001.046 32.		Sliding pinion
3015.077 33.		Yoke (3 positions) Tensioning the spring arm.



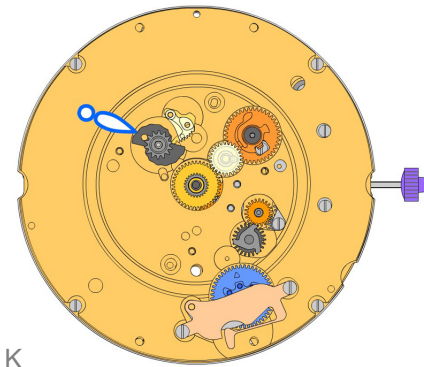
3004.200 34.		Corrector setting wheel
3004.200 35.		Corrector setting wheel
3015.078.CO 36.		Rocking bar (3 positions) Tensioning the spring arm.



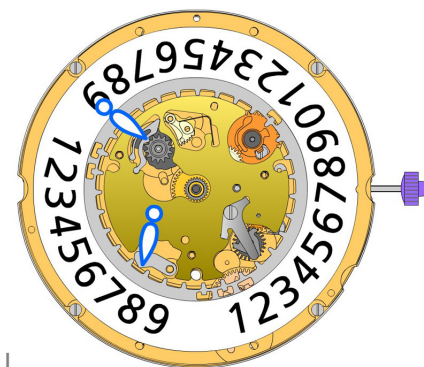
2130.194 37.		Setting mechanism cover Use 4 screws 4000.305
4000.305 38.		4 Screws
3000.194.CO 39.		Setting stem
3004.204 40.		Intermediate setting wheel
3007.079.CO 41.		Minute wheel
2130.185 42.		Minute train bridge Minute train bridge held by 1 screw 4000.278.
4000.278 43.		Screw
3301.296.CO 44.		Hour wheel (Aig.1)
3147.066.CO 45.		Date corrector setting wheel





















J

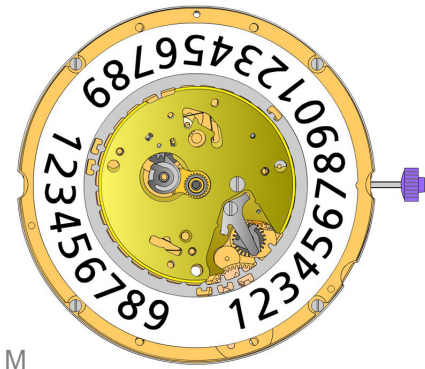


K

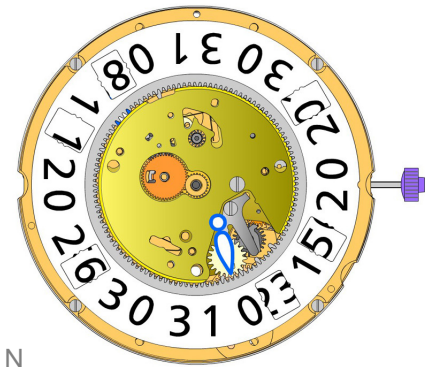


L

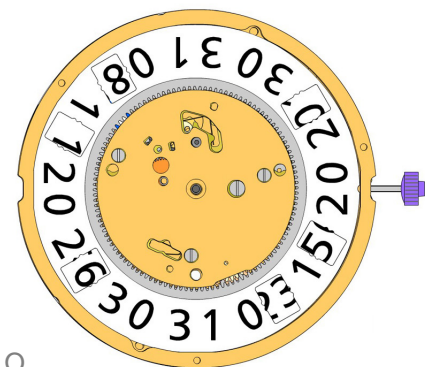
2000.672.G 46.		Main plate retro (12h) Main plate retro held by 4 screws 4000.248.
4000.248 47.		Screw
3004.220 48.		Tens indicator driving wheel The short tooth of the tens indicator driving wheel must point to the center of the movement.
3500.072 49.		Tens jumper
2130.187 50.		Tens jumper maintaining plate Tens jumper maintaining plate held by 2 screws 4000.279. Tensioning the spring arm.
4000.279 51.		Screw
3004.208.CO 52.		Date indicator driving wheel
3147.061 53.		Intermediate date wheel
3404.006.CO 54.		Day cam (12h) Place parts as shown on graphics.
3406.032 55.		Day rack
3406.031 56.		Day rack lever
3507.059.CO 57.		Date corrector wheel
2130.191 58.		Date indicator plate (12h)
3905.068 59.		Date corrector spring Date corrector spring held by 1 screw 4000.244.
3905.066 60.		Day rack lever spring Tensioning the spring arm.
3500.069 61.		Day jumper Tensioning the spring arm.
3500.068 62.		Date jumper
3504.234.AD.1.A 63.		Units indicator (standard) Nick of the indicator at 3 o'clock.








M












N







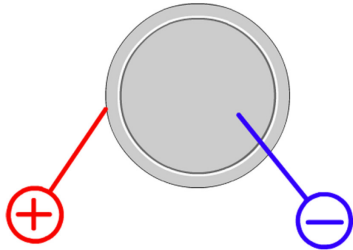
O

2130.192 64.		Date maintaining plate (12) Date maintaining plate held by 1 screw 4000.250.
4000.250 65.		Screw
3905.064 66.		Date jumper spring Insert the date jumper spring in the provided opening.
3907.047 67.		Day finger flange Stem pos III: Turn crown forwards until the date jumps. Stem pos II: Move the date until the nick is at 3 o'clock.
3004.211 68.		Day finger Position the end of the teeth against the day came pinion while turning softly in counterclockwise direction.

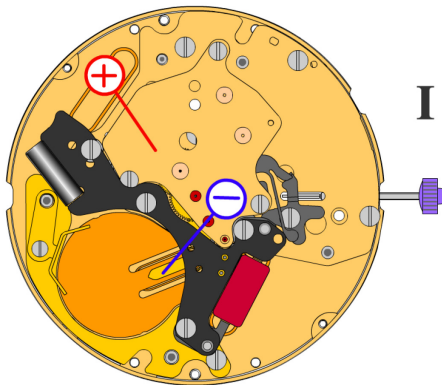
3004.212 69.		Days driving wheel Insert the tooth of the wheel in the flange gap, while turning softly in counterclockwise direction to ensure correct position of the day finger.
3401.082.FI 70.		Day indicator pinion
3147.062 71.		Tens intermediate wheel Arrow positioning radially outwards.
3315.003 72.		Friction spring
3504.231.AD.1.A 73.		Tens indicator (standard) Nick of the indicator at 3 o'clock.

2130.193.G 74.		Date mechanism maintaining plate (12h) Date mechanism maintaining plate held by 3 screws 4000.320.
4000.320 75.		Screw
3506.077.G 76.		Intermediate dial support Polished version first.
3506.076.G 77.		Dial support

8200 78.		Moebius 8200
9014 79.		Moebius 9014
124 80.		Jismaa 124
9020 81.		Moebius 9020

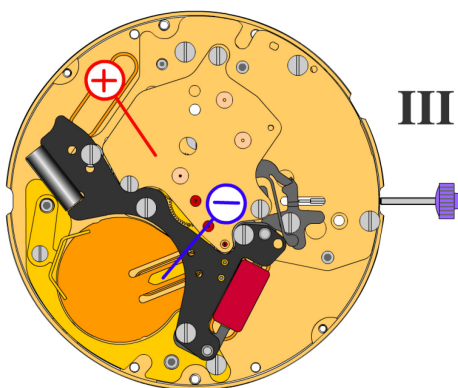


Battery	381
Voltage	1.55 V



*Setting stem in position I, calendar not in gear,
60 s measuring interval for rate and consumption:*

Typical consumption	1.32 μA
Maximal consumption	3.10 μA
Rate	-10s/M. .. +20s/M.
Lower working voltage limit	1.20 V



Setting stem in position III, 60 s measuring interval:

Typical consumption	0.10 μA
Maximal consumption	0.30 μA